

# Statement on sustainable growth

---

2018-19

---







Scottish Information  
Commissioner

# Sustainable growth

1. The Commissioner's primary function is to enforce and promote Scotland's freedom of information legislation. However, our office can make a direct contribution to sustainability through the management of its carbon footprint.
2. Our [Environmental Policy](#) details a number of objectives through which we aim to manage, and where possible reduce any impacts on the environment that are due to our activities.
3. Our CO<sub>2</sub> emissions have reduced by 44.3% since we established our baseline figure in 2007/8.
4. We are a small, single-site organisation and these figures serve to illustrate the limited scope available to us to promote and increase sustainable economic growth. We remain committed to managing and, where possible, reducing further our carbon footprint and will continue to seek ways to do so.

## Summary of Performance 2018/19

Area	Performance 2018/19	Status
Total CO <sub>2</sub> Emissions	There has been a 44.3% reduction in CO <sub>2</sub> emissions from the 2007/08 baseline	
Building Energy	Emissions from energy consumption from gas and electricity in the building have reduced by 45.09% from the 2007/08 baseline	
Transport and Travel	Business travel emissions have reduced by 53.48% since the 2007/08 baseline	
Recycling	We have become better at paper recycling, which has increased by 156% since the 2007/08 baseline	

## Performance Breakdown 2018/19

Area	Actual Performance 2018/19	Target Performance 2018/19
<b>Total CO<sub>2</sub> emissions</b>	<b>32.56 tonnes CO<sub>2</sub></b>	<b>40.5 tonnes CO<sub>2</sub></b>
Building Utilities (gas & electricity)	26.52 tonnes CO <sub>2</sub>	n/a
Business travel	4.41 tonnes CO <sub>2</sub>	n/a
Paper waste sent for recycling	1.51 tonnes CO <sub>2</sub>	n/a
Other	0.12 tonnes CO <sub>2</sub>	n/a

## Core Sustainability Report 2018/19

Greenhouse Gas: Energy in building			2007/2008 Baseline	2016-17	2017-18	2018-19
Non-financial indicators	Emissions (tonnes CO2)	Gas	31.20	19.38	17.82	18.52
		Electricity	17.10	11.52	9.79	8.00
	Energy consumption (kWh)	Gas	151214	94256	87179	90588
		Electricity	32772	21136	23754	19421
Financial Indicators	Cost per financial year	Gas	£5,329	£3,188	£3,074	£3,331
		Electricity	£5,815	£3,341	£3,309	£3,267

Greenhouse Gas: Business Travel			2007/2008 Baseline	2016-17	2017-18	2018-19
Non-financial indicators	Emissions (tonnes CO2)	Flights	7.23	1.16	0	2.86
		Bus	0.00	0.07	0.01	0.01
		Car	1.33	0.65	0.54	0.40
		Train	0.88	1.44	1.37	1.13
		Taxi	0.041	0.03	0.04	0.01
	Mileage (Miles)	Flights	38024	7957	0	22469
		Bus	0	325	69	76
		Car	4101	1989	1739	1312
		Train	9169	15978	17569	14473
		Taxi	155	122	147	30
Financial Indicators	Cost per financial year	All Business Travel	£11,884	£7,471	£8,633	£8,266

Greenhouse Gas: Paper Waste Recycling			2007/2008 Baseline	2016-17	2017-18	2018-19
Non-financial indicators	Emissions (tonnes CO2)	Paper waste	0.59	1.51	1.51	1.51
	Paper Weight (kg)	Paper waste	465	1200	1200	1200
Financial Indicators	Cost per financial year		£227	£1,902	£1,880	£2,005



**Scottish Information Commissioner**

Kinburn Castle  
Doubledykes Road  
St Andrews, Fife  
KY16 9DS

t 01334 464610

f 01334 464611

[enquiries@itspublicknowledge.info](mailto:enquiries@itspublicknowledge.info)

**[www.itspublicknowledge.info](http://www.itspublicknowledge.info)**